


# editable

# Writing Checklists

## For Differentiation



# Rockin RESOURCES

Motivate - Educate - Differentiate

## Thank you for your purchase!

I assure a quality product to use in your classroom. I also believe in 100% customer satisfaction! If you are not completely satisfied and would hesitate a 4-star rating, please contact me.

## Terms of Use/Licensing

This resource belongs exclusively to Rockin Resources. It should not be duplicated, placed on a website that is not password protected, shared in a database where other users have access, or modified, resold, and/or used as your own.

One purchase is for **one teacher** and his/her students. You own it for life. It may be shared with your students each year through presentations, printing pages and on password protected websites. If you wish to share it with colleagues or an entire grade level, school, or district, the proper amount of licenses need to be purchased. There is an easy click under purchases where you can buy additional licenses! For DISTRICT LICENSING, contact me for pricing at [pam@rockinresources.com](mailto:pam@rockinresources.com).

Hard work and dedication is poured into my resources so that you can receive high-quality, time-saving teaching tools for your classroom to **MOTIVATE-EDUCATE-DIFFERENTIATE!** Thank you for your support and respecting my work as well as our professional teaching community!

*Sincerely, Pam Olivieri*

# Connect with Me!



## Blog

You will find creative tips, lessons, and ideas designed to **MOTIVATE-EDUCATE-DIFFERENTIATE!** There are exclusive freebies for those who subscribe. Don't miss out!

[www.rockinresources.com](http://www.rockinresources.com)

I would love to share and collaborate with you!

**Store:** [www.teacherspayteachers.com/store/rockin-resources](http://www.teacherspayteachers.com/store/rockin-resources)

**Facebook:** [www.facebook.com/rockinteachingresources](http://www.facebook.com/rockinteachingresources)

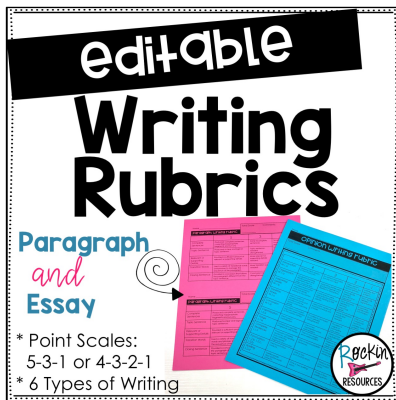
**Instagram:** <http://instagram.com/rockinresources>

**Pinterest:** <http://pinterest.com/rockinresources>


**Twitter:** <https://twitter.com/rockinresources>



Other writing resources you may be interested in:

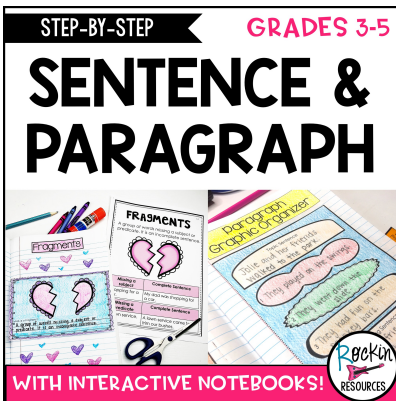


<http://bit.ly/2umi0vl>



Interactive Writing Notebooks- A complete writing program for the year. Grades 1-8 available.

<http://bit.ly/2kD7MQd>



Primary or Upper Elementary Version available

<http://bit.ly/2taSkCp>



Monthly Prompts

<http://bit.ly/2gsYOrg>

If you are using the PowerPoint Editable Version:

The fonts used in the titles of the checklists were purchased from AG Fonts: **AG Like a Boss**

The list font comes on most computers and is called Century Gothic.



<https://www.teacherspayteachers.com/Product/Amy-Groesbeck-Fonts-Volume-Two-2948516>

The Title on the dividing pages is a KG font:

<https://www.teacherspayteachers.com/Store/Kimberly-Geswein-Fonts>

**KG Second Chances Solid**



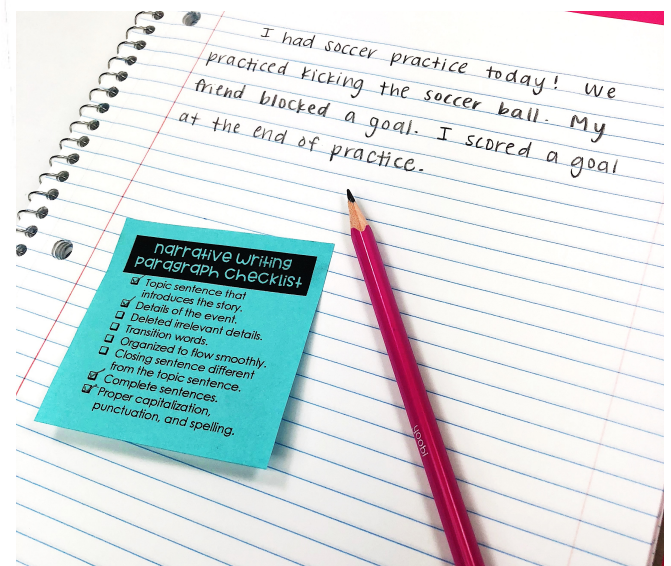
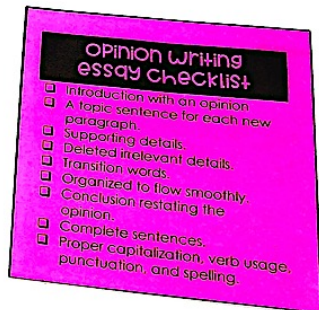
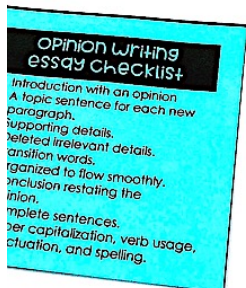
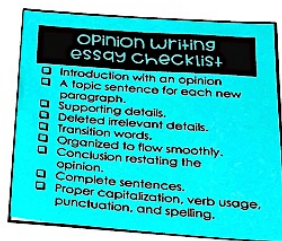
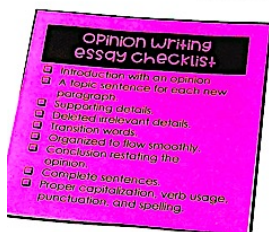
# Table of Contents

<b>Narrative</b> .....	<b>9-22</b>
Paragraph Primary .....	10-12
Paragraph Upper Elementary .....	13-15
Essay Primary .....	17-19
Essay Upper Elementary.....	20-22
<b>Opinion</b> .....	<b>23-36</b>
Paragraph Primary .....	24-26
Paragraph Upper Elementary .....	27-29
Essay Primary .....	31-33
Essay Upper Elementary .....	34-36
<b>Informative</b> .....	<b>37-50</b>
Paragraph Primary .....	38-40
Paragraph Upper Elementary .....	41-43
Essay Primary .....	45-47
Essay Upper Elementary .....	48-50
<b>Descriptive</b> .....	<b>51-64</b>
Paragraph Primary .....	52-54
Paragraph Upper Elementary .....	55-57
Essay Primary .....	59-61
Essay Upper Elementary .....	62-64
<b>Persuasive</b> .....	<b>65-78</b>
Paragraph Primary .....	66-68
Paragraph Upper Elementary .....	69-71
Essay Primary .....	73-75
Essay Upper Elementary .....	76-78
<b>How-To</b> .....	<b>79-92</b>
Paragraph Primary .....	80-82
Paragraph Upper Elementary .....	83-85
Essay Primary .....	87-89
Essay Upper Elementary .....	90-92







# Post-It Directions:



1. Print the Post-It Template first.
2. Place Post-Its in the squares.
3. Print this page on the Post-It page.
4. Make sure the box "Scale to fit paper" is **NOT** checked.



Post-It Template



# Post-It Template





# Narrative Writing

## Paragraph Checklists

- ✓ Primary
- ✓ Upper elementary

For each type of checklist:

1. 8.5 X 11 Poster-size for centers
2. Medium-size for students
3. Small-size aligned to post-its

# narrative writing paragraph Checklist

I checked to see if I had:

- A topic sentence that introduces the story
- Details of the event
- Temporal words
- Organized
- A closing sentence to end the story
- Complete sentences
- Correct capitalization
- Correct punctuation
- Correct spelling

### **narrative Writing paragraph Checklist**

- Topic sentence that introduces the story
- Details of the event.
- Transition words
- Organized
- Closing sentence
- Complete sentences
- Proper capitalization
- Proper punctuation
- Checked spelling

### **narrative Writing paragraph Checklist**

- Topic sentence that introduces the story
- Details of the event
- Transition words
- Organized
- Closing sentence
- Complete sentences
- Proper capitalization
- Proper punctuation
- Checked spelling

### **narrative Writing paragraph Checklist**

- Topic sentence that introduces the story
- Details of the event
- Transition words
- Organized
- Closing sentence
- Complete sentences
- Proper capitalization
- Proper punctuation
- Checked spelling

### **narrative Writing paragraph Checklist**

- Topic sentence that introduces the story
- Details of the event
- Transition words
- Organized
- Closing sentence
- Complete sentences
- Proper capitalization
- Proper punctuation
- Checked spelling

## narrative Writing paragraph Checklist

- Topic sentence that introduces the story
- Details of the event
- Transition words
- Organized
- Closing sentence
- Complete sentences
- Proper capitalization
- Proper punctuation
- Checked spelling

## narrative Writing paragraph Checklist

- Topic sentence that introduces the story
- Details of the event
- Transition words
- Organized
- Closing sentence
- Complete sentences
- Proper capitalization
- Proper punctuation
- Checked spelling

## narrative Writing paragraph Checklist

- Topic sentence that introduces the story
- Details of the event
- Transition words
- Organized
- Closing sentence
- Complete sentences
- Proper capitalization
- Proper punctuation
- Checked spelling

## Post-It Size

## narrative Writing paragraph Checklist

- Topic sentence that introduces the story
- Details of the event
- Transition words
- Organized
- Closing sentence
- Complete sentences
- Proper capitalization
- Proper punctuation
- Checked spelling

## narrative Writing paragraph Checklist

- Topic sentence that introduces the story
- Details of the event
- Transition words
- Organized
- Closing sentence
- Complete sentences
- Proper capitalization
- Proper punctuation
- Checked spelling

## narrative Writing paragraph Checklist

- Topic sentence that introduces the story
- Details of the event
- Transition words
- Organized
- Closing sentence
- Complete sentences
- Proper capitalization
- Proper punctuation
- Checked spelling

# narrative Writing paragraph Checklist

- Provided a topic sentence that introduces the story.
- Used descriptive details.
- Used transition words.
- Organized to flow smoothly.
- Provided a closing sentence to end the story.
- Used complete sentences.
- Checked for proper capitalization.
- Checked for proper verb usage.
- Checked for proper punctuation.
- Checked for correct spelling.

## **narrative Writing Paragraph Checklist**

- Provided a topic sentence that introduces the story.
- Used descriptive details.
- Used transition words.
- Organized to flow smoothly.
- Provided a closing sentence to end the story.
- Used complete sentences.
- Checked for proper capitalization, verb usage, punctuation, and spelling.

## **narrative Writing Paragraph Checklist**

- Provided a topic sentence that introduces the story.
- Used descriptive details.
- Used transition words.
- Organized to flow smoothly.
- Provided a closing sentence to end the story.
- Used complete sentences.
- Checked for proper capitalization, verb usage, punctuation, and spelling.

## **narrative Writing Paragraph Checklist**

- Provided a topic sentence that introduces the story.
- Used descriptive details.
- Used transition words.
- Organized to flow smoothly.
- Provided a closing sentence to end the story.
- Used complete sentences.
- Checked for proper capitalization, verb usage, punctuation, and spelling.

## **narrative Writing Paragraph Checklist**

- Provided a topic sentence that introduces the story.
- Used descriptive details.
- Used transition words.
- Organized to flow smoothly.
- Provided a closing sentence to end the story.
- Used complete sentences.
- Checked for proper capitalization, verb usage, punctuation, and spelling.



## narrative Writing Paragraph Checklist

- Provided a topic sentence that introduces the story.
- Used descriptive details.
- Used transition words.
- Organized to flow smoothly.
- Provided a closing sentence to end the story.
- Used complete sentences.
- Checked for proper capitalization, verb usage, punctuation, and spelling.

## narrative Writing Paragraph Checklist

- Provided a topic sentence that introduces the story.
- Used descriptive details.
- Used transition words.
- Organized to flow smoothly.
- Provided a closing sentence to end the story.
- Used complete sentences.
- Checked for proper capitalization, verb usage, punctuation, and spelling.

## narrative Writing Paragraph Checklist

- Provided a topic sentence that introduces the story.
- Used descriptive details.
- Used transition words.
- Organized to flow smoothly.
- Provided a closing sentence to end the story.
- Used complete sentences.
- Checked for proper capitalization, verb usage, punctuation, and spelling.

## Post-It Size

## narrative Writing Paragraph Checklist

- Provided a topic sentence that introduces the story.
- Used descriptive details.
- Used transition words.
- Organized to flow smoothly.
- Provided a closing sentence to end the story.
- Used complete sentences.
- Checked for proper capitalization, verb usage, punctuation, and spelling.

## narrative Writing Paragraph Checklist

- Provided a topic sentence that introduces the story.
- Used descriptive details.
- Used transition words.
- Organized to flow smoothly.
- Provided a closing sentence to end the story.
- Used complete sentences.
- Checked for proper capitalization, verb usage, punctuation, and spelling.

## narrative Writing Paragraph Checklist

- Provided a topic sentence that introduces the story.
- Used descriptive details.
- Used transition words.
- Organized to flow smoothly.
- Provided a closing sentence to end the story.
- Used complete sentences.
- Checked for proper capitalization, verb usage, punctuation, and spelling.

# Narrative Writing

---

## Essay Checklists

- ✓ Primary
  - ✓ Upper elementary
- 

For each type of checklist:

1. 8.5 X 11 Poster-size for centers
2. Medium-size for students
3. Small-size aligned to post-its

# narrative Writing essay Checklist

I checked to see if I had:

- Introduction to begin the story
- Details to describe actions, thoughts, and feelings
- Temporal words
- Organized to flow smoothly
- Conclusion to end the story
- Complete sentences
- Correct capitalization
- Correct verb usage
- Correct punctuation
- Correct spelling

### narrative Writing essay Checklist

- Introduction to begin the story
- Details to describe actions, thoughts, and feelings
- Temporal words
- Organized to flow smoothly
- Conclusion to end the story
- Complete sentences
- Correct capitalization, verb usage, punctuation, spelling

### narrative Writing essay Checklist

- Introduction to begin the story
- Details to describe actions, thoughts, and feelings
- Temporal words
- Organized to flow smoothly
- Conclusion to end the story
- Complete sentences
- Correct capitalization, verb usage, punctuation, spelling

### narrative Writing essay Checklist

- Introduction to begin the story
- Details to describe actions, thoughts, and feelings
- Temporal words
- Organized to flow smoothly
- Conclusion to end the story
- Complete sentences
- Correct capitalization, verb usage, punctuation, spelling

### narrative Writing essay Checklist

- Introduction to begin the story
- Details to describe actions, thoughts, and feelings
- Temporal words
- Organized to flow smoothly
- Conclusion to end the story
- Complete sentences
- Correct capitalization, verb usage, punctuation, spelling

### narrative Writing essay Checklist

- Introduction to begin the story
- Details to describe actions, thoughts, and feelings
- Temporal words
- Organized to flow smoothly
- Conclusion to end the story
- Complete sentences
- Correct capitalization, verb usage, punctuation, spelling

### narrative Writing essay Checklist

- Introduction to begin the story
- Details to describe actions, thoughts, and feelings
- Temporal words
- Organized to flow smoothly
- Conclusion to end the story
- Complete sentences
- Correct capitalization, verb usage, punctuation, spelling

### narrative Writing essay Checklist

- Introduction to begin the story
- Details to describe actions, thoughts, and feelings
- Temporal words
- Organized to flow smoothly
- Conclusion to end the story
- Complete sentences
- Correct capitalization, verb usage, punctuation, spelling

### narrative Writing essay Checklist

- Introduction to begin the story
- Details to describe actions, thoughts, and feelings
- Temporal words
- Organized to flow smoothly
- Conclusion to end the story
- Complete sentences
- Correct capitalization, verb usage, punctuation, spelling

### narrative Writing essay Checklist

- Introduction to begin the story
- Details to describe actions, thoughts, and feelings
- Temporal words
- Organized to flow smoothly
- Conclusion to end the story
- Complete sentences
- Correct capitalization, verb usage, punctuation, spelling

### narrative Writing essay Checklist

- Introduction to begin the story
- Details to describe actions, thoughts, and feelings
- Temporal words
- Organized to flow smoothly
- Conclusion to end the story
- Complete sentences
- Correct capitalization, verb usage, punctuation, spelling

Post-It Size

# narrative Writing essay Checklist

- Introduced the story with an exciting beginning.
- Added dialogue and description to develop experiences and events.
- Organized details to flow smoothly.
- Provided a topic sentence for each new paragraph.
- Used a variety of transition words.
- Used concrete words and phrases.
- Provided a conclusion to finalize the story.
- Used complete sentences.
- Used proper capitalization.
- Used proper verb usage.
- Used proper punctuation.
- Used grade-level spelling correctly..



## narrative Writing essay Checklist

- Introduced the story with an exciting beginning.
- Added dialogue and description to develop experiences and events.
- Organized details to flow smoothly.
- Provided a topic sentence for each new paragraph.
- Used transition words.
- Used concrete words and phrases.
- Provided a conclusion to finalize the story.
- Used proper capitalization, verb usage, punctuation, spelling.

## narrative Writing essay Checklist

- Introduced the story with an exciting beginning.
- Added dialogue and description to develop experiences and events.
- Organized details to flow smoothly.
- Provided a topic sentence for each new paragraph.
- Used transition words.
- Used concrete words and phrases.
- Provided a conclusion to finalize the story.
- Used proper capitalization, verb usage, punctuation, spelling.

## narrative Writing essay Checklist

- Introduced the story with an exciting beginning.
- Added dialogue and description to develop experiences and events.
- Organized details to flow smoothly.
- Provided a topic sentence for each new paragraph.
- Used transition words.
- Used concrete words and phrases.
- Provided a conclusion to finalize the story.
- Used proper capitalization, verb usage, punctuation, spelling.

## narrative Writing essay Checklist

- Introduced the story with an exciting beginning.
- Added dialogue and description to develop experiences and events.
- Organized details to flow smoothly.
- Provided a topic sentence for each new paragraph.
- Used transition words.
- Used concrete words and phrases.
- Provided a conclusion to finalize the story.
- Used proper capitalization, verb usage, punctuation, spelling.

## narrative Writing essay Checklist

- Introduced the story with an exciting beginning.
- Added dialogue and description to develop experiences and events.
- Organized details to flow smoothly.
- Provided a topic sentence for each new paragraph.
- Used transition words.
- Used concrete words / phrases.
- Provided a conclusion to finalize the story.
- Used proper capitalization, verb usage, punctuation, spelling.

## narrative Writing essay Checklist

- Introduced the story with an exciting beginning.
- Added dialogue and description to develop experiences and events.
- Organized details to flow smoothly.
- Provided a topic sentence for each new paragraph.
- Used transition words.
- Used concrete words / phrases.
- Provided a conclusion to finalize the story.
- Used proper capitalization, verb usage, punctuation, spelling.

## narrative Writing essay Checklist

- Introduced the story with an exciting beginning.
- Added dialogue and description to develop experiences and events.
- Organized details to flow smoothly.
- Provided a topic sentence for each new paragraph.
- Used transition words.
- Used concrete words / phrases.
- Provided a conclusion to finalize the story.
- Used proper capitalization, verb usage, punctuation, spelling.

## narrative Writing essay Checklist

- Introduced the story with an exciting beginning.
- Added dialogue and description to develop experiences and events.
- Organized details to flow smoothly.
- Provided a topic sentence for each new paragraph.
- Used transition words.
- Used concrete words / phrases.
- Provided a conclusion to finalize the story.
- Used proper capitalization, verb usage, punctuation, spelling.

## narrative Writing essay Checklist

- Introduced the story with an exciting beginning.
- Added dialogue and description to develop experiences and events.
- Organized details to flow smoothly.
- Provided a topic sentence for each new paragraph.
- Used transition words.
- Used concrete words / phrases.
- Provided a conclusion to finalize the story.
- Used proper capitalization, verb usage, punctuation, spelling.

## narrative Writing essay Checklist

- Introduced the story with an exciting beginning.
- Added dialogue and description to develop experiences and events.
- Organized details to flow smoothly.
- Provided a topic sentence for each new paragraph.
- Used transition words.
- Used concrete words / phrases.
- Provided a conclusion to finalize the story.
- Used proper capitalization, verb usage, punctuation, spelling.

Post-It Size

# Opinion Writing

---

## Paragraph Checklists

- ✓ Primary
  - ✓ Upper elementary
- 

For each type of checklist:

1. 8.5 X 11 Poster-size for centers
2. Medium-size for students
3. Small-size aligned to post-its

# Opinion Writing Paragraph Checklist

I checked to see if I had:

- Topic sentence to state the opinion
- Reasons to support the opinion
- Linking words
- Organized the reasons
- Closing sentence
- Complete sentences
- Correct capitalization
- Correct verb usage
- Correct punctuation
- Correct spelling

### Opinion Writing Paragraph Checklist

- Topic sentence to state the opinion
- Reasons to support the opinion
- Linking words
- Organized the reasons
- Closing sentence
- Complete sentences
- Correct capitalization, verb usage, punctuation, spelling.

### Opinion Writing Paragraph Checklist

- Topic sentence to state the opinion
- Reasons to support the opinion
- Linking words
- Organized the reasons
- Closing sentence
- Complete sentences
- Correct capitalization, verb usage, punctuation, spelling.

### Opinion Writing Paragraph Checklist

- Topic sentence to state the opinion
- Reasons to support the opinion
- Linking words
- Organized the reasons
- Closing sentence
- Complete sentences
- Correct capitalization, verb usage, punctuation, spelling.

### Opinion Writing Paragraph Checklist

- Topic sentence to state the opinion
- Reasons to support the opinion
- Linking words
- Organized the reasons
- Closing sentence
- Complete sentences
- Correct capitalization, verb usage, punctuation, spelling.

### Opinion Writing Paragraph Checklist

- Topic sentence to state the opinion
- Reasons to support the opinion
- Linking words
- Organized the reasons
- Closing sentence
- Complete sentences
- Correct capitalization, verb usage, punctuation, spelling

### Opinion Writing Paragraph Checklist

- Topic sentence to state the opinion
- Reasons to support the opinion
- Linking words
- Organized the reasons
- Closing sentence
- Complete sentences
- Correct capitalization, verb usage, punctuation, spelling

### Opinion Writing Paragraph Checklist

- Topic sentence to state the opinion
- Reasons to support the opinion
- Linking words
- Organized the reasons
- Closing sentence
- Complete sentences
- Correct capitalization, verb usage, punctuation, spelling

## Post-It Size

### Opinion Writing Paragraph Checklist

- Topic sentence to state the opinion
- Reasons to support the opinion
- Linking words
- Organized the reasons
- Closing sentence
- Complete sentences
- Correct capitalization, verb usage, punctuation, spelling

### Opinion Writing Paragraph Checklist

- Topic sentence to state the opinion
- Reasons to support the opinion
- Linking words
- Organized the reasons
- Closing sentence
- Complete sentences
- Correct capitalization, verb usage, punctuation, spelling

### Opinion Writing Paragraph Checklist

- Topic sentence to state the opinion
- Reasons to support the opinion
- Linking words
- Organized the reasons
- Closing sentence
- Complete sentences
- Correct capitalization, verb usage, punctuation, spelling



# Opinion Writing Paragraph Checklist

- Provided a topic sentence that stated an opinion.
- Provided reasons to support the opinion.
- Organized the reasons.
- Used transition words.
- Provided a closing sentence different from the topic sentence.
- Used complete sentences.
- Used proper capitalization.
- Used proper verb usage.
- Used proper punctuation.
- Used proper spelling.

### Opinion Writing Paragraph Checklist

- Provided a topic sentence that stated an opinion.
- Provided reasons to support the opinion.
- Organized the reasons.
- Used transition words.
- Provided a closing sentence different from the topic sentence.
- Used complete sentences.
- Used proper capitalization, usage, punctuation, spelling.

### Opinion Writing Paragraph Checklist+

- Provided a topic sentence that stated an opinion.
- Provided reasons to support the opinion.
- Organized the reasons.
- Used transition words.
- Provided a closing sentence different from the topic sentence.
- Used complete sentences.
- Used proper capitalization, usage, punctuation, spelling.

### Opinion Writing Paragraph Checklist

- Provided a topic sentence that stated an opinion.
- Provided reasons to support the opinion.
- Organized the reasons.
- Used transition words.
- Provided a closing sentence different from the topic sentence.
- Used complete sentences.
- Used proper capitalization, usage, punctuation, spelling.

### Opinion Writing Paragraph Checklist+

- Provided a topic sentence that stated an opinion.
- Provided reasons to support the opinion.
- Organized the reasons.
- Used transition words.
- Provided a closing sentence different from the topic sentence.
- Used complete sentences.
- Used proper capitalization, usage, punctuation, spelling.

## Opinion Writing Paragraph Checklist

- Provided a topic sentence that stated an opinion.
- Provided reasons to support the opinion.
- Organized the reasons.
- Used transition words.
- Provided a closing sentence different from the topic sentence.
- Used complete sentences.
- Used proper capitalization, usage, punctuation, spelling.

## Opinion Writing Paragraph Checklist

- Provided a topic sentence that stated an opinion.
- Provided reasons to support the opinion.
- Organized the reasons.
- Used transition words.
- Provided a closing sentence different from the topic sentence.
- Used complete sentences.
- Used proper capitalization, usage, punctuation, spelling.

## Opinion Writing Paragraph Checklist

- Provided a topic sentence that stated an opinion.
- Provided reasons to support the opinion.
- Organized the reasons.
- Used transition words.
- Provided a closing sentence different from the topic sentence.
- Used complete sentences.
- Used proper capitalization, usage, punctuation, spelling.

## Post-It Size

## Opinion Writing Paragraph Checklist

- Provided a topic sentence that stated an opinion.
- Provided reasons to support the opinion.
- Organized the reasons.
- Used transition words.
- Provided a closing sentence different from the topic sentence.
- Used complete sentences.
- Used proper capitalization, usage, punctuation, spelling.

## Opinion Writing Paragraph Checklist

- Provided a topic sentence that stated an opinion.
- Provided reasons to support the opinion.
- Organized the reasons.
- Used transition words.
- Provided a closing sentence different from the topic sentence.
- Used complete sentences.
- Used proper capitalization, usage, punctuation, spelling.

## Opinion Writing Paragraph Checklist

- Provided a topic sentence that stated an opinion.
- Provided reasons to support the opinion.
- Organized the reasons.
- Used transition words.
- Provided a closing sentence different from the topic sentence.
- Used complete sentences.
- Used proper capitalization, usage, punctuation, spelling.

# Opinion Writing

---

## Essay Checklists

- ✓ Primary
  - ✓ Upper elementary
- 

For each type of checklist:

1. 8.5 X 11 Poster-size for centers
2. Medium-size for students
3. Small-size aligned to post-its

# Opinion Writing essay Checklist

I checked to see if I had:

- Introduction that states an opinion
- Reasons supporting the opinion
- Reasons using details and facts
- Organized reasons
- Topic sentences for each paragraph
- Linking words
- Conclusion that restates the opinion
- Complete sentences
- Correct capitalization
- Correct verb usage
- Correct punctuation
- Correct spelling

### Opinion Writing essay Checklist

- Introduction states an opinion
- Reasons support opinion
- Reasons used details and facts
- Organized reasons
- Topic sentences for each paragraph
- Linking words
- Conclusion that restates the opinion
- Complete sentences
- Correct capitalization, verb usage, punctuation, and spelling

### Opinion Writing essay Checklist

- Introduction states an opinion
- Reasons support opinion
- Reasons used details and facts
- Organized reasons
- Topic sentences for each paragraph
- Linking words
- Conclusion that restates the opinion
- Complete sentences
- Correct capitalization, verb usage, punctuation, and spelling

### Opinion Writing essay Checklist

- Introduction states an opinion
- Reasons support opinion
- Reasons used details and facts
- Organized reasons
- Topic sentences for each paragraph
- Linking words
- Conclusion that restates the opinion
- Complete sentences
- Correct capitalization, verb usage, punctuation, and spelling

### Opinion Writing essay Checklist

- Introduction states an opinion
- Reasons support opinion
- Reasons used details and facts
- Organized reasons
- Topic sentences for each paragraph
- Linking words
- Conclusion that restates the opinion
- Complete sentences
- Correct capitalization, verb usage, punctuation, and spelling

## Opinion Writing essay Checklist

- Introduction states an opinion
- Reasons support opinion
- Reasons used details and facts
- Organized reasons
- Topic sentences for each paragraph
- Linking words
- Conclusion that restates the opinion
- Complete sentences
- Correct capitalization, verb usage, punctuation, spelling

## Opinion Writing essay Checklist

- Introduction states an opinion
- Reasons support opinion
- Reasons used details and facts
- Organized reasons
- Topic sentences for each paragraph
- Linking words
- Conclusion that restates the opinion
- Complete sentences
- Correct capitalization, verb usage, punctuation, spelling

## Opinion Writing essay Checklist

- Introduction states an opinion
- Reasons support opinion
- Reasons used details and facts
- Organized reasons
- Topic sentences for each paragraph
- Linking words
- Conclusion that restates the opinion
- Complete sentences
- Correct capitalization, verb usage, punctuation, spelling

## Opinion Writing essay Checklist

- Introduction states an opinion
- Reasons support opinion
- Reasons used details and facts
- Organized reasons
- Topic sentences for each paragraph
- Linking words
- Conclusion that restates the opinion
- Complete sentences
- Correct capitalization, verb usage, punctuation, spelling

# Post-It Size

## Opinion Writing essay Checklist

- Introduction states an opinion
- Reasons support opinion
- Reasons used details and facts
- Organized reasons
- Topic sentences for each paragraph
- Linking words
- Conclusion that restates the opinion
- Complete sentences
- Correct capitalization, verb usage, punctuation, spelling

## Opinion Writing essay Checklist

- Introduction states an opinion
- Reasons support opinion
- Reasons used details and facts
- Organized reasons
- Topic sentences for each paragraph
- Linking words
- Conclusion that restates the opinion
- Complete sentences
- Correct capitalization, verb usage, punctuation, spelling

# Opinion Writing essay Checklist

- Introduced a topic and stated an opinion.
- Organized reasons that are supported by details and facts.
- Provided a topic sentence for each new paragraph.
- Used transition words.
- Provided a concluding statement that restated the opinion.
- Used complete sentences.
- Used proper capitalization.
- Used proper verb usage.
- Used proper punctuation.
- Used proper spelling.



### Opinion Writing essay Checklist

- Introduced a topic and stated an opinion.
- Organized reasons that are supported by details and facts.
- Provided a topic sentence for each new paragraph.
- Used transition words.
- Provided a concluding statement that restated the opinion.
- Used complete sentences.
- Used proper capitalization, verb usage, punctuation, and spelling.

### Opinion Writing essay Checklist

- Introduced a topic and stated an opinion.
- Organized reasons that are supported by details and facts.
- Provided a topic sentence for each new paragraph.
- Used transition words.
- Provided a concluding statement that restated the opinion.
- Used complete sentences.
- Used proper capitalization, verb usage, punctuation, and spelling.

### Opinion Writing essay Checklist

- Introduced a topic and stated an opinion.
- Organized reasons that are supported by details and facts.
- Provided a topic sentence for each new paragraph.
- Used transition words.
- Provided a concluding statement that restated the opinion.
- Used complete sentences.
- Used proper capitalization, verb usage, punctuation, and spelling.

### Opinion Writing essay Checklist

- Introduced a topic and stated an opinion.
- Organized reasons that are supported by details and facts.
- Provided a topic sentence for each new paragraph.
- Used transition words.
- Provided a concluding statement that restated the opinion.
- Used complete sentences.
- Used proper capitalization, verb usage, punctuation, and spelling.

## Opinion Writing essay checklist

- Introduced a topic and stated an opinion.
- Organized reasons that are supported by details and facts.
- Provided a topic sentence for each new paragraph.
- Used transition words.
- Provided a concluding statement that restated the opinion.
- Used proper capitalization, verb usage, punctuation, and spelling.

## Opinion Writing essay checklist

- Introduced a topic and stated an opinion.
- Organized reasons that are supported by details and facts.
- Provided a topic sentence for each new paragraph.
- Used transition words.
- Provided a concluding statement that restated the opinion.
- Used proper capitalization, verb usage, punctuation, and spelling.

## Opinion Writing essay checklist

- Introduced a topic and stated an opinion.
- Organized reasons that are supported by details and facts.
- Provided a topic sentence for each new paragraph.
- Used transition words.
- Provided a concluding statement that restated the opinion.
- Used proper capitalization, verb usage, punctuation, and spelling.

## Post-It Size

## Opinion Writing essay checklist

- Introduced a topic and stated an opinion.
- Organized reasons that are supported by details and facts.
- Provided a topic sentence for each new paragraph.
- Used transition words.
- Provided a concluding statement that restated the opinion.
- Used proper capitalization, verb usage, punctuation, and spelling.

## Opinion Writing essay checklist

- Introduced a topic and stated an opinion.
- Organized reasons that are supported by details and facts.
- Provided a topic sentence for each new paragraph.
- Used transition words.
- Provided a concluding statement that restated the opinion.
- Used proper capitalization, verb usage, punctuation, and spelling.

## Opinion Writing essay checklist

- Introduced a topic and stated an opinion.
- Organized reasons that are supported by details and facts.
- Provided a topic sentence for each new paragraph.
- Used transition words.
- Provided a concluding statement that restated the opinion.
- Used proper capitalization, verb usage, punctuation, and spelling.

# Informative Writing

---

## Paragraph Checklists

- ✓ Primary
  - ✓ Upper elementary
- 

For each type of checklist:

1. 8.5 X 11 Poster-size for centers
2. Medium-size for students
3. Small-size aligned to post-its

# informative Writing paragraph Checklist

I checked to see if I had:

- A topic sentence that is the main idea
- Details about the topic
- Facts about the topic
- Organized the details
- A closing sentence
- Complete sentences
- Correct capitalization
- Correct verb usage
- Correct punctuation
- Correct spelling

### **informative Writing Paragraph Checklist**

- Topic sentence that is the main idea
- Details about the topic
- Facts about the topic
- Organized the details
- Closing sentence
- Complete sentences
- Correct capitalization, verb usage, punctuation, and spelling

### **informative Writing Paragraph Checklist**

- Topic sentence that is the main idea
- Details about the topic
- Facts about the topic
- Organized the details
- Closing sentence
- Complete sentences
- Correct capitalization, verb usage, punctuation, and spelling

### **informative Writing Paragraph Checklist**

- Topic sentence that is the main idea
- Details about the topic
- Facts about the topic
- Organized the details
- Closing sentence
- Complete sentences
- Correct capitalization, verb usage, punctuation, and spelling

### **informative Writing Paragraph Checklist**

- Topic sentence that is the main idea
- Details about the topic
- Facts about the topic
- Organized the details
- Closing sentence
- Complete sentences
- Correct capitalization, verb usage, punctuation, and spelling

### informative Writing Paragraph Checklist

- Topic sentence that is the main idea
- Details about the topic
- Facts about the topic
- Organized the details
- Closing sentence
- Complete sentences
- Proper capitalization, verb usage, punctuation, spelling

### informative Writing Paragraph Checklist

- Topic sentence that is the main idea
- Details about the topic
- Facts about the topic
- Organized the details
- Closing sentence
- Complete sentences
- Proper capitalization, verb usage, punctuation, spelling

### informative Writing Paragraph Checklist

- Topic sentence that is the main idea
- Details about the topic
- Facts about the topic
- Organized the details
- Closing sentence
- Complete sentences
- Proper capitalization, verb usage, punctuation, spelling

## Post-It Size

### informative Writing Paragraph Checklist

- Topic sentence that is the main idea
- Details about the topic
- Facts about the topic
- Organized the details
- Closing sentence
- Complete sentences
- Proper capitalization, verb usage, punctuation, spelling

### informative Writing Paragraph Checklist

- Topic sentence that is the main idea
- Details about the topic
- Facts about the topic
- Organized the details
- Closing sentence
- Complete sentences
- Proper capitalization, verb usage, punctuation, spelling

### informative Writing Paragraph Checklist

- Topic sentence that is the main idea
- Details about the topic
- Facts about the topic
- Organized the details
- Closing sentence
- Complete sentences
- Proper capitalization, verb usage, punctuation, spelling

# informative Writing paragraph Checklist

- Provided a topic sentence with the main idea.
- Used relevant details about the topic.
- Included facts, definitions, and quotations.
- Linked ideas using transition words and phrases.
- Organized to flow smoothly.
- Provided a closing sentence that is different from the topic sentence.
- Used complete sentences.
- Used proper capitalization, verb usage, punctuation, and spelling.

## informative Writing Paragraph Checklist

- Provided a topic sentence with the main idea.
- Used relevant details about the topic including facts, definitions, and quotations.
- Linked ideas using transition words and phrases.
- Organized to flow smoothly.
- Provided a closing sentence that is different from the topic sentence.
- Used complete sentences.
- Used proper capitalization, verb usage, punctuation, and spelling.

## informative Writing Paragraph Checklist

- Provided a topic sentence with the main idea.
- Used relevant details about the topic including facts, definitions, and quotations.
- Linked ideas using transition words and phrases.
- Organized to flow smoothly.
- Provided a closing sentence that is different from the topic sentence.
- Used complete sentences.
- Used proper capitalization, verb usage, punctuation, and spelling.

## informative Writing Paragraph Checklist

- Provided a topic sentence with the main idea.
- Used relevant details about the topic including facts, definitions, and quotations.
- Linked ideas using transition words and phrases.
- Organized to flow smoothly.
- Provided a closing sentence that is different from the topic sentence.
- Used complete sentences.
- Used proper capitalization, verb usage, punctuation, and spelling.

## informative Writing Paragraph Checklist

- Provided a topic sentence with the main idea.
- Used relevant details about the topic including facts, definitions, and quotations.
- Linked ideas using transition words and phrases.
- Organized to flow smoothly.
- Provided a closing sentence that is different from the topic sentence.
- Used complete sentences.
- Used proper capitalization, verb usage, punctuation, and spelling.



## informative Writing Paragraph Checklist

- Provided a topic sentence with the main idea.
- Used relevant details about the topic including facts, definitions, and quotations.
- Linked ideas using transition words and phrases.
- Organized to flow smoothly.
- Provided a closing sentence that is different from the topic sentence.
- Used complete sentences.
- Used proper capitalization, verb usage, punctuation, spelling.

## informative Writing Paragraph Checklist

- Provided a topic sentence with the main idea.
- Used relevant details about the topic including facts, definitions, and quotations.
- Linked ideas using transition words and phrases.
- Organized to flow smoothly.
- Provided a closing sentence that is different from the topic sentence.
- Used complete sentences.
- Used proper capitalization, verb usage, punctuation, spelling.

## informative Writing Paragraph Checklist

- Provided a topic sentence with the main idea.
- Used relevant details about the topic including facts, definitions, and quotations.
- Linked ideas using transition words and phrases.
- Organized to flow smoothly.
- Provided a closing sentence that is different from the topic sentence.
- Used complete sentences.
- Used proper capitalization, verb usage, punctuation, spelling.

## Post-It Size

## informative Writing Paragraph Checklist

- Provided a topic sentence with the main idea.
- Used relevant details about the topic including facts, definitions, and quotations.
- Linked ideas using transition words and phrases.
- Organized to flow smoothly.
- Provided a closing sentence that is different from the topic sentence.
- Used complete sentences.
- Used proper capitalization, verb usage, punctuation, spelling.

## informative Writing Paragraph Checklist

- Provided a topic sentence with the main idea.
- Used relevant details about the topic including facts, definitions, and quotations.
- Linked ideas using transition words and phrases.
- Organized to flow smoothly.
- Provided a closing sentence that is different from the topic sentence.
- Used complete sentences.
- Used proper capitalization, verb usage, punctuation, spelling.

## informative Writing Paragraph Checklist

- Provided a topic sentence with the main idea.
- Used relevant details about the topic including facts, definitions, and quotations.
- Linked ideas using transition words and phrases.
- Organized to flow smoothly.
- Provided a closing sentence that is different from the topic sentence.
- Used complete sentences.
- Used proper capitalization, verb usage, punctuation, spelling.

# Informative Writing

---

## Essay Checklists

- ✓ Primary
  - ✓ Upper elementary
- 

For each type of checklist:

1. 8.5 X 11 Poster-size for centers
2. Medium-size for students
3. Small-size aligned to post-its

# informative writing essay checklist

I checked to see if I had:

- Introduced a topic that is the main idea
- Details about the topic
- Organized the details
- Facts and definitions
- A topic sentence for each new paragraph
- A concluding statement different from the introduction
- Complete sentences
- Correct capitalization, verb usage, punctuation, and spelling

### **informative Writing essay Checklist**

- Introduced a topic that is the main idea
- Details about the topic
- Organized the details
- Facts and definitions
- A topic sentence for each new paragraph
- A concluding statement different from the introduction
- Complete sentences
- Correct capitalization, verb usage, punctuation, spelling

### **informative Writing essay Checklist**

- Introduced a topic that is the main idea
- Details about the topic
- Organized the details
- Facts and definitions
- A topic sentence for each new paragraph
- A concluding statement different from the introduction
- Complete sentences
- Correct capitalization, verb usage, punctuation, spelling

### **informative Writing essay Checklist**

- Introduced a topic that is the main idea
- Details about the topic
- Organized the details
- Facts and definitions
- A topic sentence for each new paragraph
- A concluding statement different from the introduction
- Complete sentences
- Correct capitalization, verb usage, punctuation, spelling

### **informative Writing essay Checklist**

- Introduced a topic that is the main idea
- Details about the topic
- Organized the details
- Facts and definitions
- A topic sentence for each new paragraph
- A concluding statement different from the introduction
- Complete sentences
- Correct capitalization, verb usage, punctuation, spelling

## Informative Writing essay checklist

- Introduced a topic that is the main idea
- Details about the topic
- Organized the details
- Facts and definitions
- A topic sentence for each new paragraph
- A concluding statement different from the introduction
- Complete sentences
- Correct capitalization, verb usage, punctuation, spelling

## Informative Writing essay checklist

- Introduced a topic that is the main idea
- Details about the topic
- Organized the details
- Facts and definitions
- A topic sentence for each new paragraph
- A concluding statement different from the introduction
- Complete sentences
- Correct capitalization, verb usage, punctuation, spelling

## Informative Writing essay checklist

- Introduced a topic that is the main idea
- Details about the topic
- Organized the details
- Facts and definitions
- A topic sentence for each new paragraph
- A concluding statement different from the introduction
- Complete sentences
- Correct capitalization, verb usage, punctuation, spelling

## Informative Writing essay checklist

- Introduced a topic that is the main idea
- Details about the topic
- Organized the details
- Facts and definitions
- A topic sentence for each new paragraph
- A concluding statement different from the introduction
- Complete sentences
- Correct capitalization, verb usage, punctuation, spelling

## Informative Writing essay checklist

- Introduced a topic that is the main idea
- Details about the topic
- Organized the details
- Facts and definitions
- A topic sentence for each new paragraph
- A concluding statement different from the introduction
- Complete sentences
- Correct capitalization, verb usage, punctuation, spelling

## Informative Writing essay checklist

- Introduced a topic that is the main idea
- Details about the topic
- Organized the details
- Facts and definitions
- A topic sentence for each new paragraph
- A concluding statement different from the introduction
- Complete sentences
- Correct capitalization, verb usage, punctuation, spelling

Post-It Size

# informative writing essay checklist

- Introduced a topic.
- Organized ideas, concepts, and information.
- Developed the topic with relevant facts, definitions, and details.
- Provided a topic sentence for each new paragraph.
- Linked ideas with transition words.
- Used precise language and domain-specific vocabulary.
- Provided a concluding statement different from the introduction.
- Used complete sentences.
- Used proper capitalization, verb usage, punctuation, and spelling.

## **informative Writing essay Checklist**

- Introduced a topic.
- Organized ideas, concepts, and information.
- Developed the topic with facts, definitions, and details.
- Provided a topic sentence for each new paragraph.
- Linked ideas with transition words.
- Used precise language and domain-specific vocabulary.
- Provided a concluding statement.
- Used complete sentences.
- Used proper capitalization, verb usage, punctuation, spelling.

## **informative Writing essay Checklist**

- Introduced a topic.
- Organized ideas, concepts, and information.
- Developed the topic with facts, definitions, and details.
- Provided a topic sentence for each new paragraph.
- Linked ideas with transition words.
- Used precise language and domain-specific vocabulary.
- Provided a concluding statement.
- Used complete sentences.
- Used proper capitalization, verb usage, punctuation, spelling.

## **informative Writing essay Checklist**

- Introduced a topic.
- Organized ideas, concepts, and information.
- Developed the topic with facts, definitions, and details.
- Provided a topic sentence for each new paragraph.
- Linked ideas with transition words.
- Used precise language and domain-specific vocabulary.
- Provided a concluding statement.
- Used complete sentences.
- Used proper capitalization, verb usage, punctuation, spelling.

## **informative Writing essay Checklist**

- Introduced a topic.
- Organized ideas, concepts, and information.
- Developed the topic with facts, definitions, and details.
- Provided a topic sentence for each new paragraph.
- Linked ideas with transition words.
- Used precise language and domain-specific vocabulary.
- Provided a concluding statement.
- Used complete sentences.
- Used proper capitalization, verb usage, punctuation, spelling.

## Informative Writing essay Checklist

- Introduced a topic.
- Organized ideas, concepts, and information.
- Developed the topic with facts, definitions, and details.
- Provided a topic sentence for each new paragraph.
- Linked ideas with transition words.
- Used precise language and domain-specific vocabulary.
- Provided a concluding statement.
- Used complete sentences.
- Used proper capitalization, verb usage, punctuation, spelling.

## Informative Writing essay Checklist

- Introduced a topic.
- Organized ideas, concepts, and information.
- Developed the topic with facts, definitions, and details.
- Provided a topic sentence for each new paragraph.
- Linked ideas with transition words.
- Used precise language and domain-specific vocabulary.
- Provided a concluding statement.
- Used complete sentences.
- Used proper capitalization, verb usage, punctuation, spelling.

## Informative Writing essay Checklist

- Introduced a topic.
- Organized ideas, concepts, and information.
- Developed the topic with facts, definitions, and details.
- Provided a topic sentence for each new paragraph.
- Linked ideas with transition words.
- Used precise language and domain-specific vocabulary.
- Provided a concluding statement.
- Used complete sentences.
- Used proper capitalization, verb usage, punctuation, spelling.

## Informative Writing essay Checklist

- Introduced a topic.
- Organized ideas, concepts, and information.
- Developed the topic with facts, definitions, and details.
- Provided a topic sentence for each new paragraph.
- Linked ideas with transition words.
- Used precise language and domain-specific vocabulary.
- Provided a concluding statement.
- Used complete sentences.
- Used proper capitalization, verb usage, punctuation, spelling.

## Informative Writing essay Checklist

- Introduced a topic.
- Organized ideas, concepts, and information.
- Developed the topic with facts, definitions, and details.
- Provided a topic sentence for each new paragraph.
- Linked ideas with transition words.
- Used precise language and domain-specific vocabulary.
- Provided a concluding statement.
- Used complete sentences.
- Used proper capitalization, verb usage, punctuation, spelling.

## Informative Writing essay Checklist

- Introduced a topic.
- Organized ideas, concepts, and information.
- Developed the topic with facts, definitions, and details.
- Provided a topic sentence for each new paragraph.
- Linked ideas with transition words.
- Used precise language and domain-specific vocabulary.
- Provided a concluding statement.
- Used complete sentences.
- Used proper capitalization, verb usage, punctuation, spelling.

Post-It Size



# Descriptive Writing

## Paragraph Checklists

- ✓ Primary
- ✓ Upper elementary

For each type of checklist:

1. 8.5 X 11 Poster-size for centers
2. Medium-size for students
3. Small-size aligned to post-its

# descriptive Writing paragraph Checklist

I checked to see if I had:

- Topic sentence that is the main idea
- Described the topic
- Temporal words
- Organized
- Closing sentence
- Complete sentences
- Correct capitalization
- Correct verb usage
- Correct punctuation
- Correct spelling

### descriptive Writing Paragraph Checklist

- Topic sentence that is the main idea
- Described the topic
- Temporal words
- Organized
- Closing sentence
- Complete sentences
- Correct capitalization, verb usage, punctuation, and spelling.

### descriptive Writing Paragraph Checklist

- Topic sentence that is the main idea
- Described the topic
- Temporal words
- Organized
- Closing sentence
- Complete sentences
- Correct capitalization, verb usage, punctuation, and spelling.

### descriptive Writing Paragraph Checklist

- Topic sentence that is the main idea
- Described the topic
- Temporal words
- Organized
- Closing sentence
- Complete sentences
- Correct capitalization, verb usage, punctuation, and spelling.

### descriptive Writing Paragraph Checklist

- Topic sentence that is the main idea
- Described the topic
- Temporal words
- Organized
- Closing sentence
- Complete sentences
- Correct capitalization, verb usage, punctuation, and spelling.

### descriptive Writing Paragraph Checklist

- Topic sentence that is the main idea
- Described the topic
- Temporal words
- Organized
- Closing sentence
- Complete sentences
- Proper capitalization, verb usage, punctuation, spelling

### descriptive Writing Paragraph Checklist

- Topic sentence that is the main idea
- Described the topic
- Temporal words
- Organized
- Closing sentence
- Complete sentences
- Proper capitalization, verb usage, punctuation, spelling

### descriptive Writing Paragraph Checklist

- Topic sentence that is the main idea
- Described the topic
- Temporal words
- Organized
- Closing sentence
- Complete sentences
- Proper capitalization, verb usage, punctuation, spelling

## Post-It Size

### descriptive Writing Paragraph Checklist

- Topic sentence that is the main idea
- Described the topic
- Temporal words
- Organized
- Closing sentence
- Complete sentences
- Proper capitalization, verb usage, punctuation, spelling

### descriptive Writing Paragraph Checklist

- Topic sentence that is the main idea
- Described the topic
- Temporal words
- Organized
- Closing sentence
- Complete sentences
- Proper capitalization, verb usage, punctuation, spelling

### descriptive Writing Paragraph Checklist

- Topic sentence that is the main idea
- Described the topic
- Temporal words
- Organized
- Closing sentence
- Complete sentences
- Proper capitalization, verb usage, punctuation, spelling

# descriptive Writing paragraph Checklist

- Included a topic sentence.
- Developed descriptive details.
- Used a variety of transition words and phrases.
- Organized to flow smoothly.
- Used concrete words and phrases and sensory details.
- Provided a closing sentence different from the topic sentence.
- Used complete sentences.
- Checked for proper capitalization, verb usage, punctuation, and spelling.

## descriptive Writing Paragraph Checklist

- Included a topic sentence.
- Developed descriptive details.
- Used a variety of transition words and phrases.
- Organized to flow smoothly.
- Used concrete words and phrases and sensory details.
- Provided a closing sentence different from the topic sentence.
- Used complete sentences.
- Used proper capitalization, verb usage, punctuation, and spelling.

## descriptive Writing Paragraph Checklist

- Included a topic sentence.
- Developed descriptive details.
- Used a variety of transition words and phrases.
- Organized to flow smoothly.
- Used concrete words and phrases and sensory details.
- Provided a closing sentence different from the topic sentence.
- Used complete sentences.
- Used proper capitalization, verb usage, punctuation, and spelling.

## descriptive Writing Paragraph Checklist

- Included a topic sentence.
- Developed descriptive details.
- Used a variety of transition words and phrases.
- Organized to flow smoothly.
- Used concrete words and phrases and sensory details.
- Provided a closing sentence different from the topic sentence.
- Used complete sentences.
- Used proper capitalization, verb usage, punctuation, and spelling.

## descriptive Writing Paragraph Checklist

- Included a topic sentence.
- Developed descriptive details.
- Used a variety of transition words and phrases.
- Organized to flow smoothly.
- Used concrete words and phrases and sensory details.
- Provided a closing sentence different from the topic sentence.
- Used complete sentences.
- Used proper capitalization, verb usage, punctuation, and spelling.

## descriptive Writing Paragraph Checklist

- Included a topic sentence.
- Developed descriptive details.
- Used a variety of transition words and phrases.
- Organized to flow smoothly.
- Used concrete words and phrases and sensory details.
- Provided a closing sentence different from the topic sentence.
- Used complete sentences.
- Used proper capitalization, verb usage, punctuation, spelling.

## descriptive Writing Paragraph Checklist

- Included a topic sentence.
- Developed descriptive details.
- Used a variety of transition words and phrases.
- Organized to flow smoothly.
- Used concrete words and phrases and sensory details.
- Provided a closing sentence different from the topic sentence.
- Used complete sentences.
- Used proper capitalization, verb usage, punctuation, spelling.

## descriptive Writing Paragraph Checklist

- Included a topic sentence.
- Developed descriptive details.
- Used a variety of transition words and phrases.
- Organized to flow smoothly.
- Used concrete words and phrases and sensory details.
- Provided a closing sentence different from the topic sentence.
- Used complete sentences.
- Used proper capitalization, verb usage, punctuation, spelling.

## descriptive Writing Paragraph Checklist

- Included a topic sentence.
- Developed descriptive details.
- Used a variety of transition words and phrases.
- Organized to flow smoothly.
- Used concrete words and phrases and sensory details.
- Provided a closing sentence different from the topic sentence.
- Used complete sentences.
- Used proper capitalization, verb usage, punctuation, spelling.

## descriptive Writing Paragraph Checklist

- Included a topic sentence.
- Developed descriptive details.
- Used a variety of transition words and phrases.
- Organized to flow smoothly.
- Used concrete words and phrases and sensory details.
- Provided a closing sentence different from the topic sentence.
- Used complete sentences.
- Used proper capitalization, verb usage, punctuation, spelling.

## descriptive Writing Paragraph Checklist

- Included a topic sentence.
- Developed descriptive details.
- Used a variety of transition words and phrases.
- Organized to flow smoothly.
- Used concrete words and phrases and sensory details.
- Provided a closing sentence different from the topic sentence.
- Used complete sentences.
- Used proper capitalization, verb usage, punctuation, spelling.

Post-It Size

# Descriptive Writing

---

## Essay Checklists

- ✓ Primary
  - ✓ Upper elementary
- 

For each type of checklist:

1. 8.5 X 11 Poster-size for centers
2. Medium-size for students
3. Small-size aligned to post-its



# descriptive Writing essay Checklist

I checked to see if I had:

- Introduction about the topic
- A topic sentence for each new paragraph
- Describing words and details
- Temporal words
- Organized
- A closing paragraph
- Complete sentences
- Correct capitalization
- Correct verb usage
- Correct punctuation
- Correct spelling

### descriptive Writing essay Checklist

- Introduction about the topic
- A topic sentence for each new paragraph
- Describing words and details
- Temporal words
- Organized
- A closing paragraph
- Complete sentences
- Checked for correct capitalization, verb usage, punctuation, and spelling

### descriptive Writing essay Checklist

- Introduction about the topic
- A topic sentence for each new paragraph
- Describing words and details
- Temporal words
- Organized
- A closing paragraph
- Complete sentences
- Checked for correct capitalization, verb usage, punctuation, and spelling

### descriptive Writing essay Checklist

- Introduction about the topic
- A topic sentence for each new paragraph
- Describing words and details
- Temporal words
- Organized
- A closing paragraph
- Complete sentences
- Checked for correct capitalization, verb usage, punctuation, and spelling

### descriptive Writing essay Checklist

- Introduction about the topic
- A topic sentence for each new paragraph
- Describing words and details
- Temporal words
- Organized
- A closing paragraph
- Complete sentences
- Checked for correct capitalization, verb usage, punctuation, and spelling

## descriptive Writing essay Checklist

- Introduction about the topic
- A topic sentence for each new paragraph
- Describing words and details
- Temporal words
- Organized
- A closing paragraph
- Complete sentences
- Checked for correct capitalization, verb usage, punctuation, and spelling

## descriptive Writing essay Checklist

- Introduction about the topic
- A topic sentence for each new paragraph
- Describing words and details
- Temporal words
- Organized
- A closing paragraph
- Complete sentences
- Checked for correct capitalization, verb usage, punctuation, and spelling

## descriptive Writing essay Checklist

- Introduction about the topic
- A topic sentence for each new paragraph
- Describing words and details
- Temporal words
- Organized
- A closing paragraph
- Complete sentences
- Checked for correct capitalization, verb usage, punctuation, and spelling

## Post-It Size

## descriptive Writing essay Checklist

- Introduction about the topic
- A topic sentence for each new paragraph
- Describing words and details
- Temporal words
- Organized
- A closing paragraph
- Complete sentences
- Checked for correct capitalization, verb usage, punctuation, and spelling

## descriptive Writing essay Checklist

- Introduction about the topic
- A topic sentence for each new paragraph
- Describing words and details
- Temporal words
- Organized
- A closing paragraph
- Complete sentences
- Checked for correct capitalization, verb usage, punctuation, and spelling

## descriptive Writing essay Checklist

- Introduction about the topic
- A topic sentence for each new paragraph
- Describing words and details
- Temporal words
- Organized
- A closing paragraph
- Complete sentences
- Checked for correct capitalization, verb usage, punctuation, and spelling

# descriptive Writing essay Checklist

- Introduced the topic.
- Provided a topic sentence for each new paragraph.
- Developed descriptive details.
- Used a variety of transition words and phrases.
- Organized to flow smoothly.
- Used concrete words and phrases and sensory details.
- Included a conclusion different from the introduction.
- Used complete sentences.
- Checked for correct capitalization.
- Checked for correct verb usage.
- Checked for correct punctuation.
- Checked for correct spelling.

## descriptive Writing essay Checklist

- Introduced the topic.
- Provided a topic sentence for each new paragraph.
- Developed descriptive details.
- Used a variety of transition words and phrases.
- Organized to flow smoothly.
- Used concrete words and phrases and sensory details.
- Included a conclusion different from the introduction.
- Used complete sentences.
- Checked for correct capitalization, verb usage, punctuation, and spelling.

## descriptive Writing essay Checklist

- Introduced the topic.
- Provided a topic sentence for each new paragraph.
- Developed descriptive details.
- Used a variety of transition words and phrases.
- Organized to flow smoothly.
- Used concrete words and phrases and sensory details.
- Included a conclusion different from the introduction.
- Used complete sentences.
- Checked for correct capitalization, verb usage, punctuation, and spelling.

## descriptive Writing essay Checklist

- Introduced the topic.
- Provided a topic sentence for each new paragraph.
- Developed descriptive details.
- Used a variety of transition words and phrases.
- Organized to flow smoothly.
- Used concrete words and phrases and sensory details.
- Included a conclusion different from the introduction.
- Used complete sentences.
- Checked for correct capitalization, verb usage, punctuation, and spelling.

## descriptive Writing essay Checklist

- Introduced the topic.
- Provided a topic sentence for each new paragraph.
- Developed descriptive details.
- Used a variety of transition words and phrases.
- Organized to flow smoothly.
- Used concrete words and phrases and sensory details.
- Included a conclusion different from the introduction.
- Used complete sentences.
- Checked for correct capitalization, verb usage, punctuation, and spelling.

## descriptive Writing essay Checklist

- Introduced the topic.
- Provided a topic sentence for each new paragraph.
- Developed descriptive details.
- Used a variety of transition words and phrases.
- Organized to flow smoothly.
- Used concrete words and phrases and sensory details.
- Included a conclusion different from the introduction.
- Used complete sentences.
- Used proper capitalization, verb usage, punctuation, spelling.

## descriptive Writing essay Checklist

- Introduced the topic.
- Provided a topic sentence for each new paragraph.
- Developed descriptive details.
- Used a variety of transition words and phrases.
- Organized to flow smoothly.
- Used concrete words and phrases and sensory details.
- Included a conclusion different from the introduction.
- Used complete sentences.
- Used proper capitalization, verb usage, punctuation, spelling.

## descriptive Writing essay Checklist

- Introduced the topic.
- Provided a topic sentence for each new paragraph.
- Developed descriptive details.
- Used a variety of transition words and phrases.
- Organized to flow smoothly.
- Used concrete words and phrases and sensory details.
- Included a conclusion different from the introduction.
- Used complete sentences.
- Used proper capitalization, verb usage, punctuation, spelling.

## Post-It Size

## descriptive Writing essay Checklist

- Introduced the topic.
- Provided a topic sentence for each new paragraph.
- Developed descriptive details.
- Used a variety of transition words and phrases.
- Organized to flow smoothly.
- Used concrete words and phrases and sensory details.
- Included a conclusion different from the introduction.
- Used complete sentences.
- Used proper capitalization, verb usage, punctuation, spelling.

## descriptive Writing essay Checklist

- Introduced the topic.
- Provided a topic sentence for each new paragraph.
- Developed descriptive details.
- Used a variety of transition words and phrases.
- Organized to flow smoothly.
- Used concrete words and phrases and sensory details.
- Included a conclusion different from the introduction.
- Used complete sentences.
- Used proper capitalization, verb usage, punctuation, spelling.

## descriptive Writing essay Checklist

- Introduced the topic.
- Provided a topic sentence for each new paragraph.
- Developed descriptive details.
- Used a variety of transition words and phrases.
- Organized to flow smoothly.
- Used concrete words and phrases and sensory details.
- Included a conclusion different from the introduction.
- Used complete sentences.
- Used proper capitalization, verb usage, punctuation, spelling.

# Persuasive Writing

---

## Paragraph Checklists

- ✓ Primary
  - ✓ Upper elementary
- 

For each type of checklist:

1. 8.5 X 11 Poster-size for centers
2. Medium-size for students
3. Small-size aligned to post-its

# persuasive Writing paragraph Checklist

I checked to see if I had:

- Topic sentence that is the main idea
- Reasons to support my thoughts
- Convincing words
- Linking words
- Thoughts are organized
- Closing sentence
- Complete sentences
- Checked capitalization
- Checked verb usage
- Checked punctuation
- Checked spelling



### **Persuasive Writing Paragraph Checklist**

- Topic sentence that is the main idea
- Reasons to support my thoughts
- Convincing words
- Linking words
- Thoughts are organized
- Closing sentence
- Complete sentences
- Checked capitalization
- Checked verb usage
- Checked punctuation
- Checked spelling

### **Persuasive Writing Paragraph Checklist**

- Topic sentence that is the main idea
- Reasons to support my thoughts
- Convincing words
- Linking words
- Thoughts are organized
- Closing sentence
- Complete sentences
- Checked capitalization
- Checked verb usage
- Checked punctuation
- Checked spelling

### **Persuasive Writing Paragraph Checklist**

- Topic sentence that is the main idea
- Reasons to support my thoughts
- Convincing words
- Linking words
- Thoughts are organized
- Closing sentence
- Complete sentences
- Checked capitalization
- Checked verb usage
- Checked punctuation
- Checked spelling

### **Persuasive Writing Paragraph Checklist**

- Topic sentence that is the main idea
- Reasons to support my thoughts
- Convincing words
- Linking words
- Thoughts are organized
- Closing sentence
- Complete sentences
- Checked capitalization
- Checked verb usage
- Checked punctuation
- Checked spelling

## Persuasive Writing Paragraph Checklist

- Topic sentence that is the main idea
- Reasons to support my thoughts
- Convincing words
- Linking words
- Thoughts are organized
- Closing sentence
- Complete sentences
- Correct capitalization, verb usage, punctuation, spelling

## Persuasive Writing Paragraph Checklist

- Topic sentence that is the main idea
- Reasons to support my thoughts
- Convincing words
- Linking words
- Thoughts are organized
- Closing sentence
- Complete sentences
- Correct capitalization, verb usage, punctuation, spelling

## Persuasive Writing Paragraph Checklist

- Topic sentence that is the main idea
- Reasons to support my thoughts
- Convincing words
- Linking words
- Thoughts are organized
- Closing sentence
- Complete sentences
- Correct capitalization, verb usage, punctuation, spelling

## Post-It Size

## Persuasive Writing Paragraph Checklist

- Topic sentence that is the main idea
- Reasons to support my thoughts
- Convincing words
- Linking words
- Thoughts are organized
- Closing sentence
- Complete sentences
- Correct capitalization, verb usage, punctuation, spelling

## Persuasive Writing Paragraph Checklist

- Topic sentence that is the main idea
- Reasons to support my thoughts
- Convincing words
- Linking words
- Thoughts are organized
- Closing sentence
- Complete sentences
- Correct capitalization, verb usage, punctuation, spelling

## Persuasive Writing Paragraph Checklist

- Topic sentence that is the main idea
- Reasons to support my thoughts
- Convincing words
- Linking words
- Thoughts are organized
- Closing sentence
- Complete sentences
- Correct capitalization, verb usage, punctuation, spelling

# persuasive Writing paragraph Checklist

- Introduced a topic sentence about the persuasion.
- Provided reasons to support the persuasion.
- Used convincing words.
- Organized reasons.
- Used transition words.
- Provided a closing sentence to reinforce your thoughts.
- Used complete sentences.
- Used proper capitalization, verb usage, punctuation, and spelling.

## Persuasive Writing Paragraph Checklist

- Introduced a topic sentence about the persuasion.
- Provided reasons to support the persuasion.
- Used convincing words.
- Organized reasons.
- Used transition words.
- Provided a closing sentence to reinforce your thoughts.
- Used complete sentences.
- Used proper capitalization, verb usage, punctuation, and spelling.

## Persuasive Writing Paragraph Checklist

- Introduced a topic sentence about the persuasion.
- Provided reasons to support the persuasion.
- Used convincing words.
- Organized reasons.
- Used transition words.
- Provided a closing sentence to reinforce your thoughts.
- Used complete sentences.
- Used proper capitalization, verb usage, punctuation, and spelling.

## Persuasive Writing Paragraph Checklist

- Introduced a topic sentence about the persuasion.
- Provided reasons to support the persuasion.
- Used convincing words.
- Organized reasons.
- Used transition words.
- Provided a closing sentence to reinforce your thoughts.
- Used complete sentences.
- Used proper capitalization, verb usage, punctuation, and spelling.

## Persuasive Writing Paragraph Checklist

- Introduced a topic sentence about the persuasion.
- Provided reasons to support the persuasion.
- Used convincing words.
- Organized reasons.
- Used transition words.
- Provided a closing sentence to reinforce your thoughts.
- Used complete sentences.
- Used proper capitalization, verb usage, punctuation, and spelling.

## Persuasive Writing Paragraph Checklist

- Introduced a topic sentence about the persuasion.
- Provided reasons to support the persuasion.
- Used convincing words.
- Organized reasons.
- Used transition words.
- Provided a closing sentence to reinforce your thoughts.
- Used complete sentences.
- Used proper capitalization, verb usage, punctuation, spelling.

## Persuasive Writing Paragraph Checklist

- Introduced a topic sentence about the persuasion.
- Provided reasons to support the persuasion.
- Used convincing words.
- Organized reasons.
- Used transition words.
- Provided a closing sentence to reinforce your thoughts.
- Used complete sentences.
- Used proper capitalization, verb usage, punctuation, spelling.

## Persuasive Writing Paragraph Checklist

- Introduced a topic sentence about the persuasion.
- Provided reasons to support the persuasion.
- Used convincing words.
- Organized reasons.
- Used transition words.
- Provided a closing sentence to reinforce your thoughts.
- Used complete sentences.
- Used proper capitalization, verb usage, punctuation, spelling.

## Persuasive Writing Paragraph Checklist

- Introduced a topic sentence about the persuasion.
- Provided reasons to support the persuasion.
- Used convincing words.
- Organized reasons.
- Used transition words.
- Provided a closing sentence to reinforce your thoughts.
- Used complete sentences.
- Used proper capitalization, verb usage, punctuation, spelling.

## Persuasive Writing Paragraph Checklist

- Introduced a topic sentence about the persuasion.
- Provided reasons to support the persuasion.
- Used convincing words.
- Organized reasons.
- Used transition words.
- Provided a closing sentence to reinforce your thoughts.
- Used complete sentences.
- Used proper capitalization, verb usage, punctuation, spelling.

## Persuasive Writing Paragraph Checklist

- Introduced a topic sentence about the persuasion.
- Provided reasons to support the persuasion.
- Used convincing words.
- Organized reasons.
- Used transition words.
- Provided a closing sentence to reinforce your thoughts.
- Used complete sentences.
- Used proper capitalization, verb usage, punctuation, spelling.

Post-It Size

# Persuasive Writing

---

## Essay Checklists

- ✓ Primary
  - ✓ Upper elementary
- 

For each type of checklist:

1. 8.5 X 11 Poster-size for centers
2. Medium-size for students
3. Small-size aligned to post-its

# persuasive Writing essay Checklist

I checked to see if I had:

- Introduction to persuade a topic
- Reasons to support the persuasion
- A topic sentence for each new paragraph
- Organized the reasons
- Convincing words
- Linking words
- A conclusion to reinforce your thoughts
- Complete sentences
- Correct capitalization, verb usage, punctuation, and spelling

**Persuasive Writing  
essay Checklist**

- Introduction to persuade a topic
- Reasons to support the persuasion
- A topic sentence for each new paragraph
- Organized the reasons
- Convincing words
- Linking words
- A conclusion to reinforce your thoughts
- Complete sentences
- Correct capitalization, verb usage, punctuation, and spelling

**Persuasive Writing  
essay Checklist**

- Introduction to persuade a topic
- Reasons to support the persuasion
- A topic sentence for each new paragraph
- Organized the reasons
- Convincing words
- Linking words
- A conclusion to reinforce your thoughts
- Complete sentences
- Correct capitalization, verb usage, punctuation, and spelling

**Persuasive Writing  
essay Checklist**

- Introduction to persuade a topic
- Reasons to support the persuasion
- A topic sentence for each new paragraph
- Organized the reasons
- Convincing words
- Linking words
- A conclusion to reinforce your thoughts
- Complete sentences
- Correct capitalization, verb usage, punctuation, and spelling

**Persuasive Writing  
essay Checklist**

- Introduction to persuade a topic
- Reasons to support the persuasion
- A topic sentence for each new paragraph
- Organized the reasons
- Convincing words
- Linking words
- A conclusion to reinforce your thoughts
- Complete sentences
- Correct capitalization, verb usage, punctuation, and spelling



## Persuasive Writing essay Checklist

- Introduced the persuasion topic.
- Provided reasons to support the persuasion.
- Used a topic sentence for each new paragraph.
- Organized reasons.
- Used convincing words.
- Used transition words.
- Provided a closing sentence to reinforce your thoughts.
- Used complete sentences.
- Used proper capitalization, verb usage, punctuation, spelling.

## Persuasive Writing essay Checklist

- Introduced the persuasion topic.
- Provided reasons to support the persuasion.
- Used a topic sentence for each new paragraph.
- Organized reasons.
- Used convincing words.
- Used transition words.
- Provided a closing sentence to reinforce your thoughts.
- Used complete sentences.
- Used proper capitalization, verb usage, punctuation, spelling.

## Persuasive Writing essay Checklist

- Introduced the persuasion topic.
- Provided reasons to support the persuasion.
- Used a topic sentence for each new paragraph.
- Organized reasons.
- Used convincing words.
- Used transition words.
- Provided a closing sentence to reinforce your thoughts.
- Used complete sentences.
- Used proper capitalization, verb usage, punctuation, spelling.

## Persuasive Writing essay Checklist

- Introduced the persuasion topic.
- Provided reasons to support the persuasion.
- Used a topic sentence for each new paragraph.
- Organized reasons.
- Used convincing words.
- Used transition words.
- Provided a closing sentence to reinforce your thoughts.
- Used complete sentences.
- Used proper capitalization, verb usage, punctuation, spelling.

## Persuasive Writing essay Checklist

- Introduced the persuasion topic.
- Provided reasons to support the persuasion.
- Used a topic sentence for each new paragraph.
- Organized reasons.
- Used convincing words.
- Used transition words.
- Provided a closing sentence to reinforce your thoughts.
- Used complete sentences.
- Used proper capitalization, verb usage, punctuation, spelling.

## Persuasive Writing essay Checklist

- Introduced the persuasion topic.
- Provided reasons to support the persuasion.
- Used a topic sentence for each new paragraph.
- Organized reasons.
- Used convincing words.
- Used transition words.
- Provided a closing sentence to reinforce your thoughts.
- Used complete sentences.
- Used proper capitalization, verb usage, punctuation, spelling.

## Post-It Size

# persuasive Writing essay Checklist

- Introduced the persuasion topic.
- Provided reasons to support the persuasion.
- Used a topic sentence for each new paragraph.
- Organized reasons.
- Used convincing words.
- Used transition words.
- Provided a closing sentence to reinforce your thoughts.
- Used complete sentences.
- Used proper capitalization, verb usage, punctuation, and spelling.

## Persuasive Writing essay Checklist

- Introduced the persuasion topic.
- Provided reasons to support the persuasion.
- Used a topic sentence for each new paragraph.
- Organized reasons.
- Used convincing words.
- Used transition words.
- Provided a closing sentence to reinforce your thoughts.
- Used complete sentences.
- Used proper capitalization, verb usage, punctuation, spelling.

## Persuasive Writing essay Checklist

- Introduced the persuasion topic.
- Provided reasons to support the persuasion.
- Used a topic sentence for each new paragraph.
- Organized reasons.
- Used convincing words.
- Used transition words.
- Provided a closing sentence to reinforce your thoughts.
- Used complete sentences.
- Used proper capitalization, verb usage, punctuation, spelling.

## Persuasive Writing essay Checklist

- Introduced the persuasion topic.
- Provided reasons to support the persuasion.
- Used a topic sentence for each new paragraph.
- Organized reasons.
- Used convincing words.
- Used transition words.
- Provided a closing sentence to reinforce your thoughts.
- Used complete sentences.
- Used proper capitalization, verb usage, punctuation, spelling.

## Persuasive Writing essay Checklist

- Introduced the persuasion topic.
- Provided reasons to support the persuasion.
- Used a topic sentence for each new paragraph.
- Organized reasons.
- Used convincing words.
- Used transition words.
- Provided a closing sentence to reinforce your thoughts.
- Used complete sentences.
- Used proper capitalization, verb usage, punctuation, spelling.

## Persuasive Writing essay Checklist

- Introduced the persuasion topic.
- Provided reasons to support the persuasion.
- Used a topic sentence for each new paragraph.
- Organized reasons.
- Used convincing words.
- Used transition words.
- Provided a closing sentence to reinforce your thoughts.
- Used complete sentences.
- Used proper capitalization, verb usage, punctuation, spelling.

## Persuasive Writing essay Checklist

- Introduced the persuasion topic.
- Provided reasons to support the persuasion.
- Used a topic sentence for each new paragraph.
- Organized reasons.
- Used convincing words.
- Used transition words.
- Provided a closing sentence to reinforce your thoughts.
- Used complete sentences.
- Used proper capitalization, verb usage, punctuation, spelling.

## Persuasive Writing essay Checklist

- Introduced the persuasion topic.
- Provided reasons to support the persuasion.
- Used a topic sentence for each new paragraph.
- Organized reasons.
- Used convincing words.
- Used transition words.
- Provided a closing sentence to reinforce your thoughts.
- Used complete sentences.
- Used proper capitalization, verb usage, punctuation, spelling.

## Persuasive Writing essay Checklist

- Introduced the persuasion topic.
- Provided reasons to support the persuasion.
- Used a topic sentence for each new paragraph.
- Organized reasons.
- Used convincing words.
- Used transition words.
- Provided a closing sentence to reinforce your thoughts.
- Used complete sentences.
- Used proper capitalization, verb usage, punctuation, spelling.

## Persuasive Writing essay Checklist

- Introduced the persuasion topic.
- Provided reasons to support the persuasion.
- Used a topic sentence for each new paragraph.
- Organized reasons.
- Used convincing words.
- Used transition words.
- Provided a closing sentence to reinforce your thoughts.
- Used complete sentences.
- Used proper capitalization, verb usage, punctuation, spelling.

## Persuasive Writing essay Checklist

- Introduced the persuasion topic.
- Provided reasons to support the persuasion.
- Used a topic sentence for each new paragraph.
- Organized reasons.
- Used convincing words.
- Used transition words.
- Provided a closing sentence to reinforce your thoughts.
- Used complete sentences.
- Used proper capitalization, verb usage, punctuation, spelling.

Post-It Size

# How-To Writing

---

## Paragraph Checklists

- ✓ Primary
  - ✓ Upper elementary
- 

For each type of checklist:

1. 8.5 X 11 Poster-size for centers
2. Medium-size for students
3. Small-size aligned to post-its

# how-to Writing paragraph Checklist

I checked to see if I had:

- Topic sentence about the How-To
- 3-5 steps
- Transition words
- Organized
- Closing sentence
- Complete sentences
- Correct capitalization
- Correct verb usage
- Correct punctuation
- Correct spelling

### how-to Writing Paragraph Checklist

- Topic sentence that is about the How-To
- 3-5 steps
- Transition words
- Organized
- Closing sentence
- Complete sentence
- Correct capitalization, verb usage, punctuation, spelling

### how-to Writing Paragraph Checklist

- Topic sentence that is about the How-To
- 3-5 steps
- Transition words
- Organized
- Closing sentence
- Complete sentence
- Correct capitalization, verb usage, punctuation, spelling

### how-to Writing Paragraph Checklist

- Topic sentence that is about the How-To
- 3-5 steps
- Transition words
- Organized
- Closing sentence
- Complete sentence
- Correct capitalization, verb usage, punctuation, spelling

### how-to Writing Paragraph Checklist

- Topic sentence that is about the How-To
- 3-5 steps
- Transition words
- Organized
- Closing sentence
- Complete sentence
- Correct capitalization, verb usage, punctuation, spelling

### how-to Writing Paragraph Checklist

- Topic sentence that is about the How-To
- 3-5 steps
- Transition words
- Organized
- Closing sentence
- Complete sentences
- Correct capitalization, verb usage, punctuation, spelling

### how-to Writing Paragraph Checklist

- Topic sentence that is about the How-To
- 3-5 steps
- Transition words
- Organized
- Closing sentence
- Complete sentences
- Correct capitalization, verb usage, punctuation, spelling

### how-to Writing Paragraph Checklist

- Topic sentence that is about the How-To
- 3-5 steps
- Transition words
- Organized
- Closing sentence
- Complete sentences
- Correct capitalization, verb usage, punctuation, spelling

## Post-It Size

### how-to Writing Paragraph Checklist

- Topic sentence that is about the How-To
- 3-5 steps
- Transition words
- Organized
- Closing sentence
- Complete sentences
- Correct capitalization, verb usage, punctuation, spelling

### how-to Writing Paragraph Checklist

- Topic sentence that is about the How-To
- 3-5 steps
- Transition words
- Organized
- Closing sentence
- Complete sentences
- Correct capitalization, verb usage, punctuation, spelling

### how-to Writing Paragraph Checklist

- Topic sentence that is about the How-To
- 3-5 steps
- Transition words
- Organized
- Closing sentence
- Complete sentences
- Correct capitalization, verb usage, punctuation, spelling



# How-to Writing Paragraph Checklist

- Provided a topic sentence about the How-To.
- Included 3-5 steps.
- Added transition words.
- Organized to flow smoothly.
- Included a closing sentence about the expectations of the completed task.
- Used complete sentences.
- Used proper capitalization, verb usage, punctuation, and spelling.

## how-to Writing Paragraph Checklist

- Provided a topic sentence about the How-To.
- Included 3-5 steps.
- Added transition words.
- Organized to flow smoothly.
- Included a closing sentence about the expectations of completed task.
- Used complete sentences.
- Used proper capitalization, verb usage, punctuation, and spelling.

## how-to Writing Paragraph Checklist

- Provided a topic sentence about the How-To.
- Included 3-5 steps.
- Added transition words.
- Organized to flow smoothly.
- Included a closing sentence about the expectations of completed task.
- Used complete sentences.
- Used proper capitalization, verb usage, punctuation, and spelling.

## how-to Writing Paragraph Checklist

- Provided a topic sentence about the How-To.
- Included 3-5 steps.
- Added transition words.
- Organized to flow smoothly.
- Included a closing sentence about the expectations of completed task.
- Used complete sentences.
- Used proper capitalization, verb usage, punctuation, and spelling.

## how-to Writing Paragraph Checklist

- Provided a topic sentence about the How-To.
- Included 3-5 steps.
- Added transition words.
- Organized to flow smoothly.
- Included a closing sentence about the expectations of completed task.
- Used complete sentences.
- Used proper capitalization, verb usage, punctuation, and spelling.

## how-to Writing paragraph Checklist

- Provided a topic sentence about the How-To.
- Included 3-5 steps.
- Added transition words.
- Organized to flow smoothly.
- Included a closing sentence about the expectations of completed task.
- Used complete sentences.
- Used proper capitalization, verb usage, punctuation, and spelling.

## how-to Writing paragraph Checklist

- Provided a topic sentence about the How-To.
- Included 3-5 steps.
- Added transition words.
- Organized to flow smoothly.
- Included a closing sentence about the expectations of completed task.
- Used complete sentences.
- Used proper capitalization, verb usage, punctuation, and spelling.

## how-to Writing paragraph Checklist

- Provided a topic sentence about the How-To.
- Included 3-5 steps.
- Added transition words.
- Organized to flow smoothly.
- Included a closing sentence about the expectations of completed task.
- Used complete sentences.
- Used proper capitalization, verb usage, punctuation, and spelling.

## Post-It Size

## how-to Writing paragraph Checklist

- Provided a topic sentence about the How-To.
- Included 3-5 steps.
- Added transition words.
- Organized to flow smoothly.
- Included a closing sentence about the expectations of completed task.
- Used complete sentences.
- Used proper capitalization, verb usage, punctuation, and spelling.

## how-to Writing paragraph Checklist

- Provided a topic sentence about the How-To.
- Included 3-5 steps.
- Added transition words.
- Organized to flow smoothly.
- Included a closing sentence about the expectations of completed task.
- Used complete sentences.
- Used proper capitalization, verb usage, punctuation, and spelling.

## how-to Writing paragraph Checklist

- Provided a topic sentence about the How-To.
- Included 3-5 steps.
- Added transition words.
- Organized to flow smoothly.
- Included a closing sentence about the expectations of completed task.
- Used complete sentences.
- Used proper capitalization, verb usage, punctuation, and spelling.

# How-To Writing

---

## Essay Checklists

- ✓ Primary
  - ✓ Upper elementary
- 

For each type of checklist:

1. 8.5 X 11 Poster-size for centers
2. Medium-size for students
3. Small-size aligned to post-its

# how-to Writing essay Checklist

I checked to see if I had:

- An introduction to the task
- Materials needed
- A topic sentence for each new paragraph
- Detailed steps
- Transition words
- Organized
- A conclusion of the completed task
- Complete sentence
- Correct capitalization
- Correct verb usage
- Correct punctuation
- Correct spelling

### how-to Writing essay Checklist

- An introduction to the task
- Materials needed
- A topic sentence for each new paragraph
- Detailed steps
- Transition words
- Organized
- A conclusion of the completed task
- Complete sentence
- Correct capitalization, verb usage, punctuation, spelling

### how-to Writing essay Checklist

- An introduction to the task
- Materials needed
- A topic sentence for each new paragraph
- Detailed steps
- Transition words
- Organized
- A conclusion of the completed task
- Complete sentence
- Correct capitalization, verb usage, punctuation, spelling

### how-to Writing essay Checklist

- An introduction to the task
- Materials needed
- A topic sentence for each new paragraph
- Detailed steps
- Transition words
- Organized
- A conclusion of the completed task
- Complete sentence
- Correct capitalization, verb usage, punctuation, spelling

### how-to Writing essay Checklist

- An introduction to the task
- Materials needed
- A topic sentence for each new paragraph
- Detailed steps
- Transition words
- Organized
- A conclusion of the completed task
- Complete sentence
- Correct capitalization, verb usage, punctuation, spelling

## how-to Writing essay Checklist

- An introduction to the task
- Materials needed
- A topic sentence for each new paragraph
- Detailed steps
- Transition words
- Organized
- A conclusion of the completed task
- Complete sentence
- Correct capitalization, verb usage, punctuation, spelling

## how-to Writing essay Checklist

- An introduction to the task
- Materials needed
- A topic sentence for each new paragraph
- Detailed steps
- Transition words
- Organized
- A conclusion of the completed task
- Complete sentence
- Correct capitalization, verb usage, punctuation, spelling

## how-to Writing essay Checklist

- An introduction to the task
- Materials needed
- A topic sentence for each new paragraph
- Detailed steps
- Transition words
- Organized
- A conclusion of the completed task
- Complete sentence
- Correct capitalization, verb usage, punctuation, spelling

# Post-It Size

## how-to Writing essay Checklist

- An introduction to the task
- Materials needed
- A topic sentence for each new paragraph
- Detailed steps
- Transition words
- Organized
- A conclusion of the completed task
- Complete sentence
- Correct capitalization, verb usage, punctuation, spelling

## how-to Writing essay Checklist

- An introduction to the task
- Materials needed
- A topic sentence for each new paragraph
- Detailed steps
- Transition words
- Organized
- A conclusion of the completed task
- Complete sentence
- Correct capitalization, verb usage, punctuation, spelling

## how-to Writing essay Checklist

- An introduction to the task
- Materials needed
- A topic sentence for each new paragraph
- Detailed steps
- Transition words
- Organized
- A conclusion of the completed task
- Complete sentence
- Correct capitalization, verb usage, punctuation, spelling

# how-to Writing essay Checklist

- Provided an introduction relating to the task and materials needed.
- Included a topic sentence for each new paragraph.
- Added detailed steps.
- Used transition words.
- Organized to flow smoothly.
- Provided a conclusion about expectations of the completed task.
- Used complete sentences.
- Used proper capitalization.
- Used proper verb usage.
- Used proper punctuation.
- Used proper spelling.



## how-to Writing essay Checklist

- Provided an introduction relating to the task and materials needed.
- Included a topic sentence for each new paragraph.
- Added detailed steps.
- Used transition words.
- Organized to flow smoothly.
- Provided a conclusion about expectations of the completed task.
- Used complete sentences.
- Used proper capitalization.
- Used proper verb usage.
- Used proper punctuation.
- Used proper spelling.

## how-to Writing essay Checklist

- Provided an introduction relating to the task and materials needed.
- Included a topic sentence for each new paragraph.
- Added detailed steps.
- Used transition words.
- Organized to flow smoothly.
- Provided a conclusion about expectations of the completed task.
- Used complete sentences.
- Used proper capitalization.
- Used proper verb usage.
- Used proper punctuation.
- Used proper spelling.

## how-to Writing essay Checklist

- Provided an introduction relating to the task and materials needed.
- Included a topic sentence for each new paragraph.
- Added detailed steps.
- Used transition words.
- Organized to flow smoothly.
- Provided a conclusion about expectations of the completed task.
- Used complete sentences.
- Used proper capitalization.
- Used proper verb usage.
- Used proper punctuation.
- Used proper spelling.

## how-to Writing essay Checklist

- Provided an introduction relating to the task and materials needed.
- Included a topic sentence for each new paragraph.
- Added detailed steps.
- Used transition words.
- Organized to flow smoothly.
- Provided a conclusion about expectations of the completed task.
- Used complete sentences.
- Used proper capitalization.
- Used proper verb usage.
- Used proper punctuation.
- Used proper spelling.

## how-to Writing essay Checklist

- Provided an introduction relating to the task and materials needed.
- Included a topic sentence for each new paragraph.
- Used transition words.
- Descriptive steps
- Organized to flow smoothly.
- Provided a conclusion with expectations of the completed task.
- Used complete sentences.
- Used proper capitalization, verb usage, punctuation, and spelling.

## how-to Writing essay Checklist

- Provided an introduction relating to the task and materials needed.
- Included a topic sentence for each new paragraph.
- Used transition words.
- Descriptive steps
- Organized to flow smoothly.
- Provided a conclusion with expectations of the completed task.
- Used complete sentences.
- Used proper capitalization, verb usage, punctuation, and spelling.

## how-to Writing essay Checklist

- Provided an introduction relating to the task and materials needed.
- Included a topic sentence for each new paragraph.
- Used transition words.
- Descriptive steps
- Organized to flow smoothly.
- Provided a conclusion with expectations of the completed task.
- Used complete sentences.
- Used proper capitalization, verb usage, punctuation, and spelling.

## Post-It Size

## how-to Writing essay Checklist

- Provided an introduction relating to the task and materials needed.
- Included a topic sentence for each new paragraph.
- Used transition words.
- Descriptive steps
- Organized to flow smoothly.
- Provided a conclusion with expectations of the completed task.
- Used complete sentences.
- Used proper capitalization, verb usage, punctuation, and spelling.

## how-to Writing essay Checklist

- Provided an introduction relating to the task and materials needed.
- Included a topic sentence for each new paragraph.
- Used transition words.
- Descriptive steps
- Organized to flow smoothly.
- Provided a conclusion with expectations of the completed task.
- Used complete sentences.
- Used proper capitalization, verb usage, punctuation, and spelling.

## how-to Writing essay Checklist

- Provided an introduction relating to the task and materials needed.
- Included a topic sentence for each new paragraph.
- Used transition words.
- Descriptive steps
- Organized to flow smoothly.
- Provided a conclusion with expectations of the completed task.
- Used complete sentences.
- Used proper capitalization, verb usage, punctuation, and spelling.